

秦聚六月

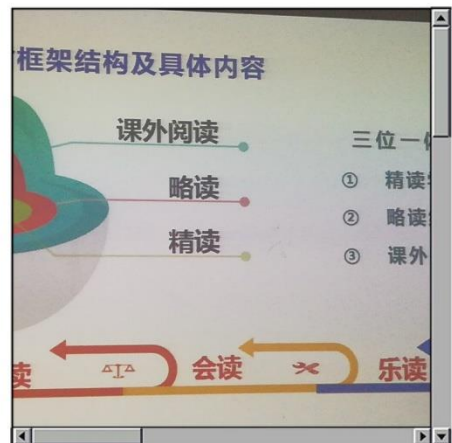
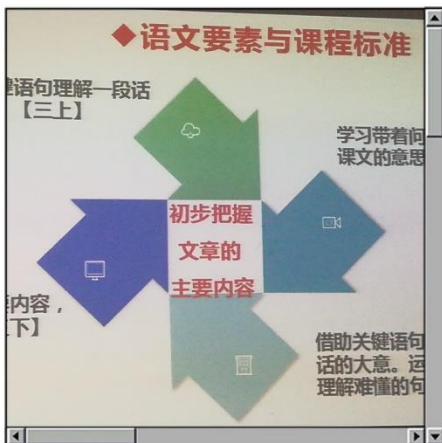
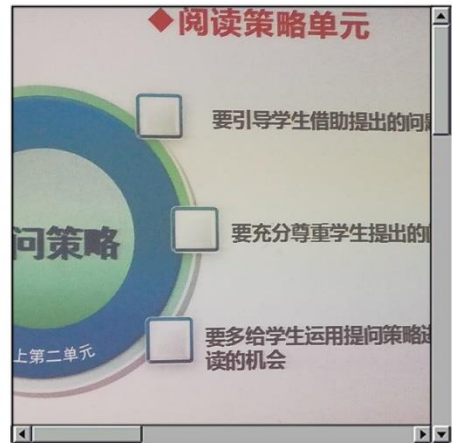
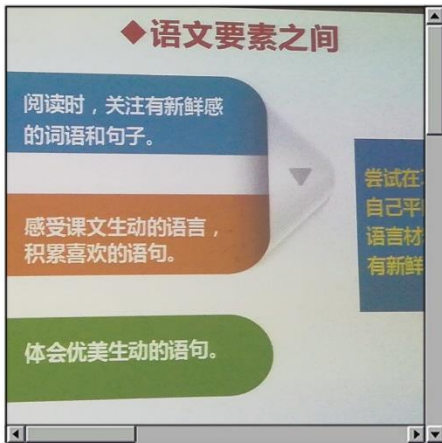
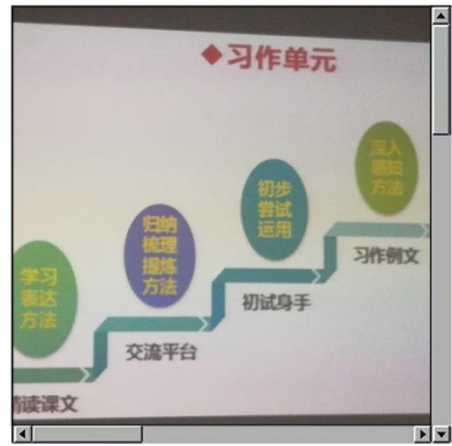
“国培计划（2018）”——河北省乡村中小学骨干教师

（小学语文）培训简报

2019年6月12日 第二期

今天，是河北省小学语文骨干教师培训班正式开课的第一天。河北科技教育学院院长崔万秋开场介绍了今天为大家讲座的专家——张占国：河北省廊坊市教育局教研室主任，小学语文教研员，中小学正高级教师。河北省中小学教师全员远程培训项目省级专家，中国教研网统编教材小学语文课程研发专家、中小学语文教师面授课程研发专家。开班第一讲，张老师就为我们深入解读了《统编教材编程特点与教学建议》。





张老师不仅带来了部编版新教材的全新解读，更注重参训学员的实践操作，把参训学员分成了6人学习小组，为每个小组分发了不同的研习内容，学员们积极参与到活动中，张老师在每组中现场实时指导，这场面，即紧张又有序！

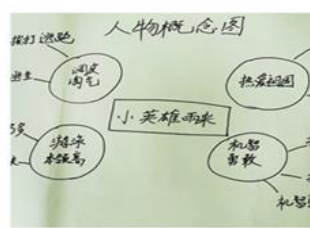


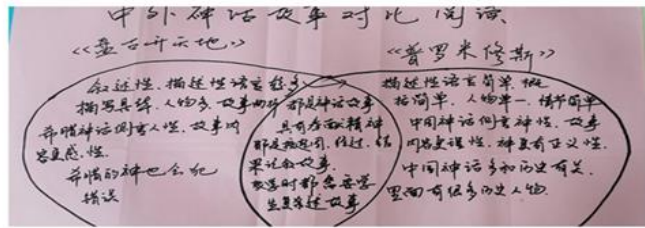





学员们根据张老师的讲解现场消化吸收，结合自己的教学实践，进行了多方位的展示，分别利用情节梯复述法，人物概念图法，维恩图法，KWL法，变与不变法，小剧本创作法，1+X主题阅读法，六顶思考帽法、心情变化指示图法、鱼骨图法、双气泡图法等进行教学设计展示。来看看我们学员的作品和展示吧！

The image displays eight hand-drawn educational posters, each representing a different teaching design for Chinese literature. The posters are arranged in a 3x3 grid, with the bottom-right cell empty. Each poster is numbered from 1 to 8.

- Poster 1: 《漏》教学设计** (Teaching Design for 'Leak'). It outlines learning objectives, key points, and a teaching process involving initial reading, character analysis, and a plot ladder.
- Poster 2: 《漏》 (情节梯复述法)** (Plot Ladder Retelling Method for 'Leak'). It features a diagram showing the progression from '路上' (On the way) to '山下' (Under the mountain), with key events like '虎跳崖' and '贼进村'.
- Poster 3: 西门豹治邺** (Ximen Bao Governs Ye). It includes a drawing of Ximen Bao and a diagram showing the progression from '走进课文' (Enter the text) to '了解内容' (Understand the content) and '编排内容' (Organize content).
- Poster 4: 三上7单元《祖国河山》群文阅读** (Group Text Reading for Unit 7, Grade 3). It includes a table with columns for '课文' (Text), '景物' (Scenery), '景物特点' (Characteristics), and '关键词句' (Key words/sentences). The table lists '富饶的西沙群岛', '海滨小城', and '美丽的小兴安岭'.
- Poster 5: 雨来** (Yu Lai). It features a central box with '雨来' and surrounding terms like '泳技高超' (Excellent swimming skills), '机智勇敢' (Clever and brave), and '好学爱国' (Hardworking and patriotic).
- Poster 6: 《掌声》教学设计 (片断)** (Teaching Design for 'Applause' - Fragment). It includes a diagram showing the progression from '自卑' (Inferior) to '自信' (Confident) and a list of teaching activities like '学生自读' and '小组讨论'.
- Poster 7: 《掌声》 (情节梯复述法)** (Plot Ladder Retelling Method for 'Applause'). It features a diagram showing the progression from '第一次掌声前' (Before the first applause) to '第二次掌声' (Second applause), with key events like '残疾的男孩' and '流涕镇定'.
- Poster 8: 《漏》教学设计** (Teaching Design for 'Leak'). It includes a diagram showing the progression from '虎跳崖' to '山下' and a list of teaching activities like '读故事提示' and '情节梯复述'.



针对每一组的教学设计展示，张老师都进行了精彩独到的点评，即对老师精湛的业务水平超强的学习能力给予了肯定，同时对教学设计不足之处提出了改进意见，学员们纷纷表示在这一轮学习实践活动中受益匪浅。



紧张而充实的一天学习活动结束了，我们带着收获的喜悦，憧憬着更多精彩的培训活动。